

D.T2.4.5

# SUMMER SCHOOL DOCUMENTATION

---

Documentation - on-line course

31/07/2021

---

Prepared by the University of Žilina, Univerzitná 1, 01026 Žilina, Slovakia

With the contribution of:

Zrinka Marchioli,  
HŽ PUTNIČKI PRIJEVOZ, d.o.o.,  
Croatia





## Content

<b>1. Introduction.....</b>	<b>2</b>
<b>2. Registration .....</b>	<b>3</b>
<b>3. Programme .....</b>	<b>4</b>
<b>4. Course Annoucement .....</b>	<b>9</b>
<b>5. Individual work od students and results.....</b>	<b>10</b>



# 1. Introduction

YOUMOBIL summer school - the capacity building action was planned to be implemented in September 2020 in Zilina in form of an in person summer school addressed to stakeholders from passenger transport, local authorities and youth initiatives, together with YOUMOBIL partners. We originally planned to reach project output - O.T2.1 Summer school "Young people's initiatives to reinvent public transport access points" in October 2020. Due to Covid-19 pandemic we cancelled this event and postponed it till spring 2021. When it became clear that we would not be able to organize the school in person, we decided on an online form. We also renamed the name of the event from a school to an on-line course. During the winter of 2021, we completed all materials for the school. We also collected materials from all partners which were available for selected pilot sites, especially technical documentation, pilot sites description and feasibility studies (Fig. 1). UNIZA processed these documents so that they could be used by students who were active in the proposals for the revitalization of old railway stations or wagons. Files in design software "Sketchup" were prepared for students for all pilot sites (Fig. 2).



Fig. 1 Examples of documentation from partners (Wagon of electromotor train - HZPP, Railway station Weißenfels - MLV)



Fig. 2 Examples of documentation for students (pilot sites Modena and Hevlín)

UNIZA as WP leader elaborated and shared a final programme for the YOUMOBIL summer school. Original programme was changed as well as the name of the event. YOUMOBIL online course was organised as three day event on April 26, 27 and 29, 2021 online, followed by individual work of participants (students) led by several tutors from UNIZA. Good practice owners were approached to share their experiences during the course lectures and also later. Course announcement was sent to Communication leader - HZPP and partners for dissemination to potential participants.

## 2. Registration

Registration started in March 2021. Till the start of the course 67 people (including representatives of YOUMOBIL partners) registered. Registration was done via on-line google form (Fig. 3).

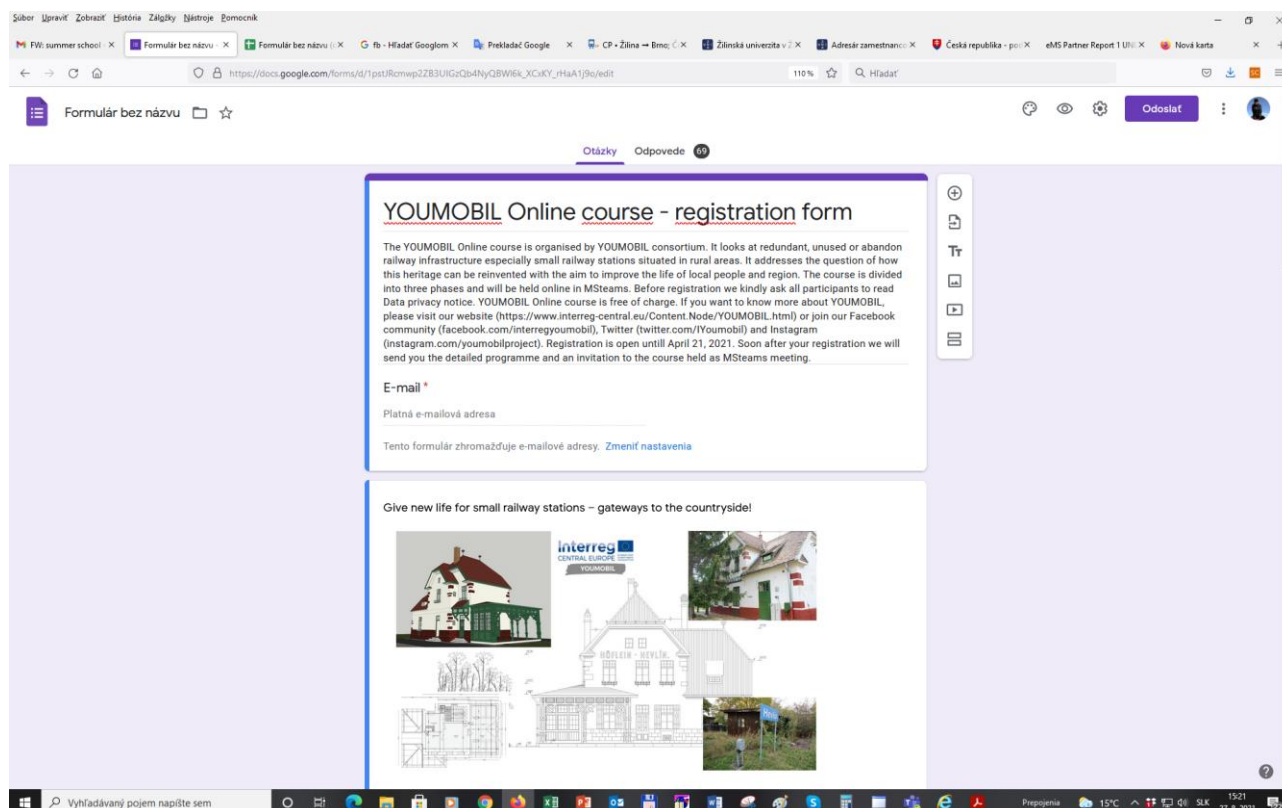


Fig. 3 Registration form



The composition of registered people is shown in Fig. 4. The most of them were students from high schools and universities, followed by representatives of YOUMOBIL partners and practitioners. They were from 7 countries (Fig. 5). The list of registered participants is available in D.T2.4.4.

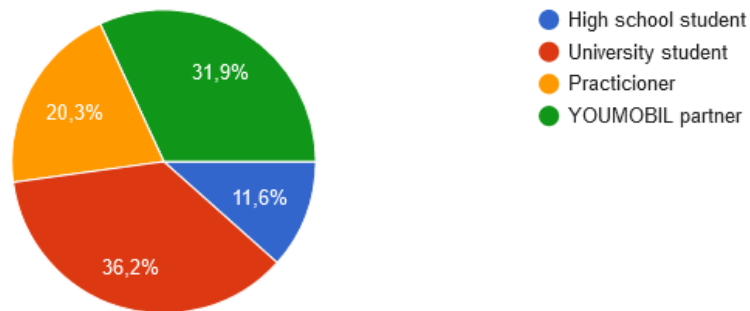


Fig. 4 Composition of registered people.

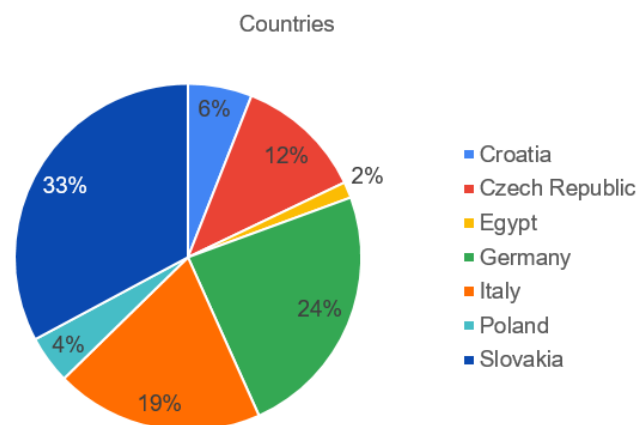


Fig. 5 Countries of origin

### 3. Programme

Course was divided into three phases. First one was dedicated to all participants. It was organised in two days - April 26-27, 2021 as afternoon on-line sessions. This phase focused on theoretical base, introduction to project activities related to revitalisation of unused railway infrastructure, presentation of best practice and discussion. On April 29 registered students were introduced to individual work and supporting tools and documentation. Details of programme is provided in Fig 6. Course was performed by the help of MS teams application. Speakers from UNIZA introduced the process of design and reinvention of railway infrastructure from theoretical and practical point of view. Four external speakers were invited to share examples of best practice from Czech Republic, Slovakia and Poland. Mariusz Hybiak gave presentation on Stacja Kultura - Station of Culture (Fig. 7). City Public Library in Rumia is a self-governmental institution of culture located in the reconstructed building of railway station, which is still in operation. The library implements interdisciplinary activities connected with literature, music, visual arts and multimedia, arising from the needs of the local community. Centre offer is directed to all social and age groups. Users of library are mostly children and young people, families and older people. Culture Station is a station, a library and a modern cultural centre. It is a building without architectural barriers, adapted also to the needs of persons with physical disabilities. Its unique design and functionality were appreciated by the jury of the



international competition Library Interior Design Awards awarding the first prize in the category of single-spaced libraries.

### **YOUMOBIL Online course programme**

#### **Day one – April 26, 2 – 5 p.m.**

- Short introduction to YOUMOBIL project – YOUMOBIL partners – 10 min
- Introduction to reinvention of railway infrastructure worldwide (Dana Sitanyiova - UNIZA) – 20 min
- Railway stations – design, functions and reinvention process (Jana Sestakova and Zuzana Grunova – UNIZA) – 20 min + 30 min
- break – 15 min
- Best example 1 – Reinvention of railway station in Rumia, Poland <http://www.bibliotekarumia.pl/> – Mariusz Hybiak – 20 +10 min for discussion
- Best example 2 – Reinvention of former agricultural property in rural area, Svestkovy dvur project, Czech Republic <https://www.svestkovydvur.cz/en/> – Marek Turosik – 20 +10 min for discussion

#### **Day two – April 27, 2 – 5 p.m.**

- Best example 3 – revitalisation of Ciernohronska zeleznica in Horehronie rural region, Slovakia <https://www.chz.sk/en/> – Aneta Orolinova – 20 +10 min for discussion
- How to engage community, young people, citizens, volunteers, etc. into reinvention project – Marek Adamov, Stanica Zariecie, Slovakia <https://www.stanica.sk/> – 20 +10 min for discussion
- break – 15 min
- Presentations of partner pilot sites – YOUMOBIL partners from Italy, Germany, Czech Republic, Poland and Croatia – 10 min per partner
- Presentation of Brezno project – Ondrej Potkany, Brezno city, Slovakia – 20 +10 min for discussion

#### **Day three – April 29, 2 – 5 p.m., dedicated to students**

- Individual student work, work flow and expected outputs – Zuzana Grunova – UNIZA
- How to work with MStears application – Dana Sitanyiova – UNIZA
- Introduction to individual work with design software SketchUp – Zuzana Grunova – UNIZA

**May 1-31, 2021** – individual work of students and consultations given by UNIZA teachers

**Final event** – presentation of students' work – Date will be announced later.

Fig. 6 Course agenda

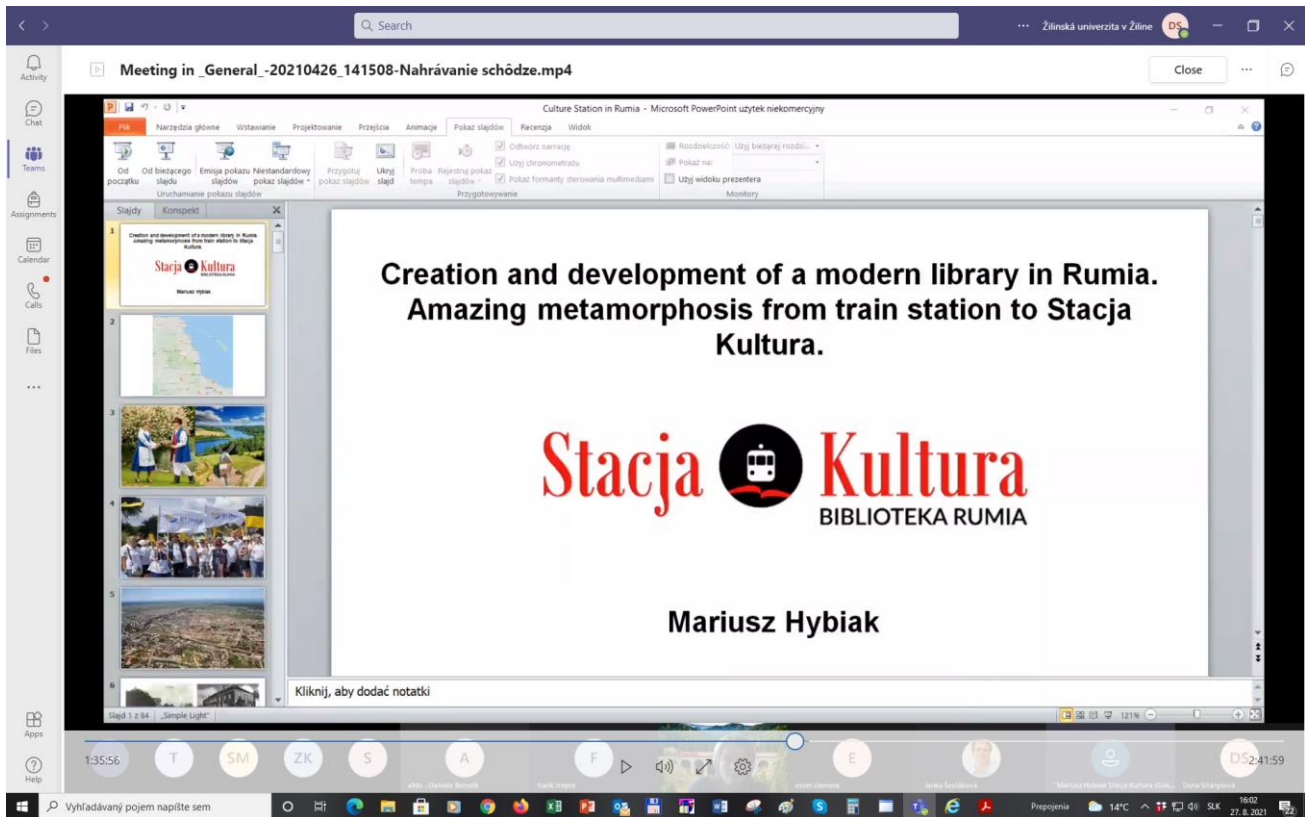


Fig. 7 Presentation of Stacja Kultura

Marek Turošík introduced project „Plum yard - Švestkový dvůr“ located in Czech Republic (Fig. 8). Even if it is not example of reinvention of railway infrastructure, it is a nice example of reinvention of old building in rural area with new function. Plum Yard is an association established in 2013 by the members of Continuo Theatre and their colleagues. It is located in South Bohemian Region in the small village of Malovice, not far from České Budějovice. The association was established in order to support the renovation of the farmyard where Continuo Theatre resides. There was also a need to make a body that will administer the newly built cultural space. The renovation of Plum Yard enabled to create a unique cultural background for production of various artistic activities. Plum Yard association is based on four activities:

- It provides facilities and supports the production of Continuo Theatre.
- It creates its own regular programme of visiting theatres, companies or groups for children as well as adults.
- It creates and offers residential programmes for artists of all branches of culture - theatre, dance, music, fine arts.
- It organises local community and neighbourly activities.

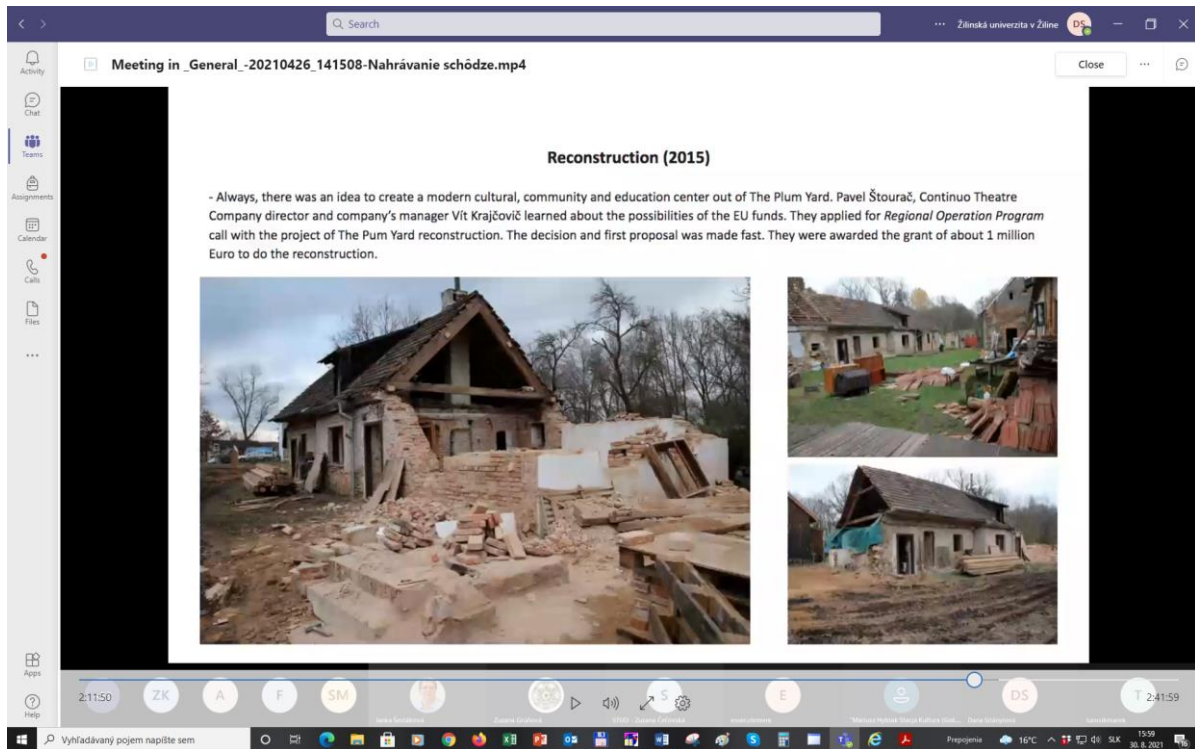


Fig. 8 Presentation of Plum yard

Aneta Orolinova introduced project of Ciernohronska Forest railway (Fig. 9).

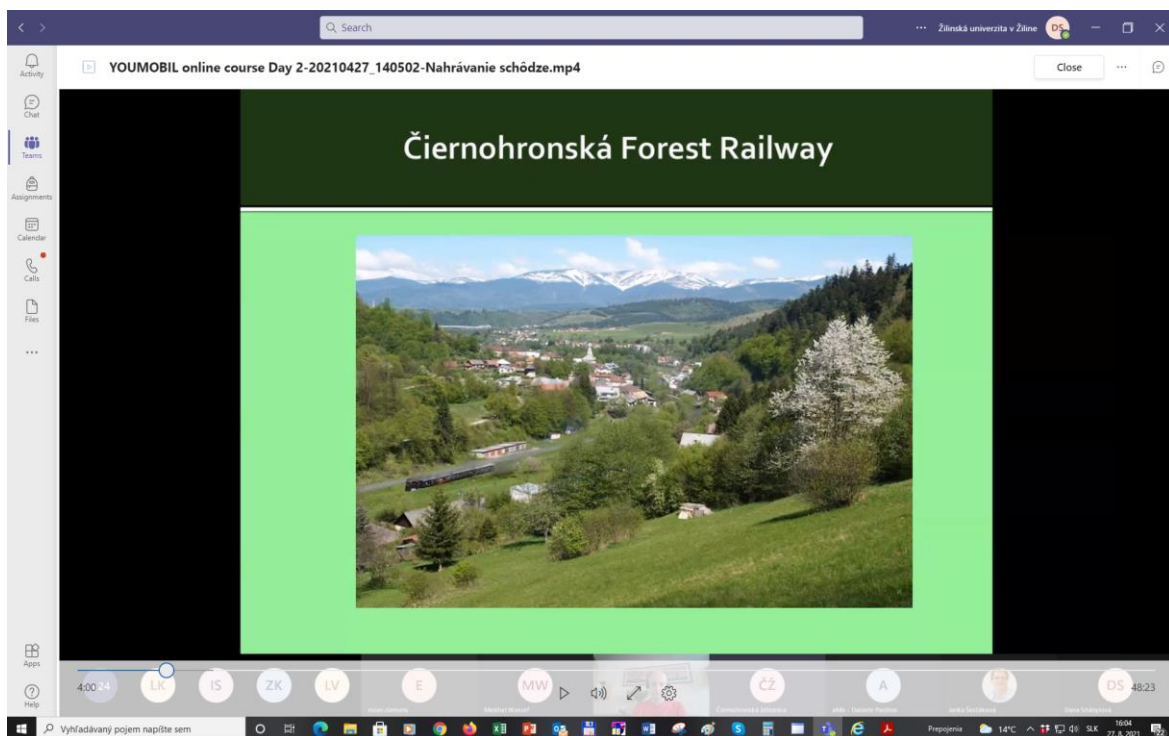


Fig. 9 Presentation of Ciernohronska railway

Planning for the railway began in 1898 and building began in 1908. In 1909 regular wood transport on the railway started, between Čierny Balog and Hronec. The network was extended to transport wood from the forests and by the middle of the 20th century the railway had a total length of 131.97 km, the most extensive forestry railway network in Czechoslovakia. On 19 July 1927, passenger traffic was permitted on the railway





between Čierny Balog and Hronec, which operated until 1962. The railway was closed in 1982, but it has been granted national heritage status since. During the following few years it was repaired by enthusiasts and re-opened in 1992 as a heritage railway for tourists. The line is now 17 km long and it attracts many tourists to this undeveloped rural region.

Marek Adamov told the story of “Stanica - Záríečie - Station Zariecie” (Fig. 10). The open cultural space Railway Station is an original way of using the space of the Zilina-Zariecie railway station, located on the rail line leading from Zilina to Rajec. It blows a pulsating life into this space, it changes the railway station into a space for art and culture, as well as for social and community activities. The project fastens upon a wide international spectrum of cultural institutions (so-called 'cultural factories'), created on a platform of a community of young people and artists, that blew a new life into empty, not used factories, industrial objects, railway stations and commercial centres. Uniqueness of the project lies in keeping the original function of the building as a railway station, waiting room and a place of ticket sale, in connection with using the space for creative art and social activities.

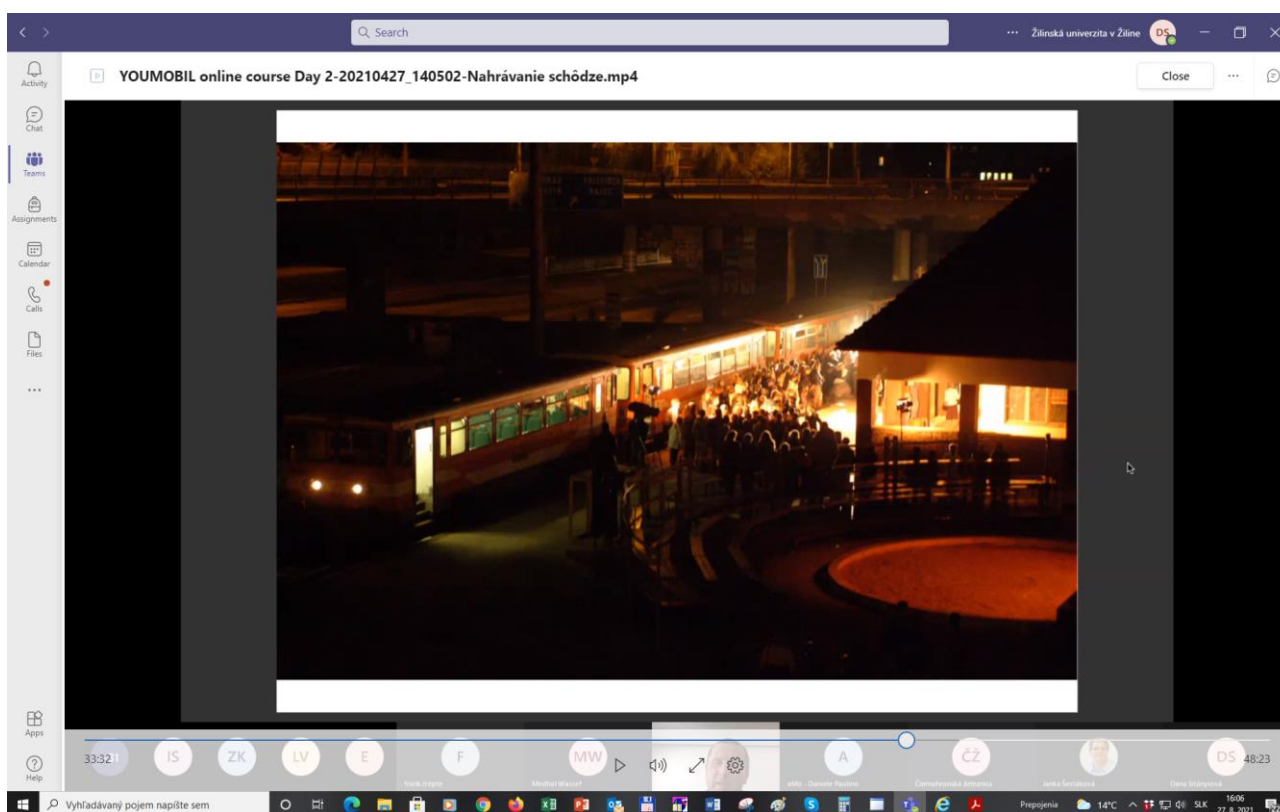


Fig. 10 Presentation of Stanica zariecie

YOUMOBIL partners introduced their pilot sites and ideas how to reinvent them, which were collected during a series of local workshops during the first project year. At the same time Brezno municipality presented a reinvention project of a small railway station situated at the edge of the town.



## 4. Course Announcement

Course was launched in March 2021. Invitation was disseminated by partners (example shown in Fig. 11) and also on project level via web sites of social media (Fig. 12).



Fig. 11 Course announcement via UNIZA facebook and web site

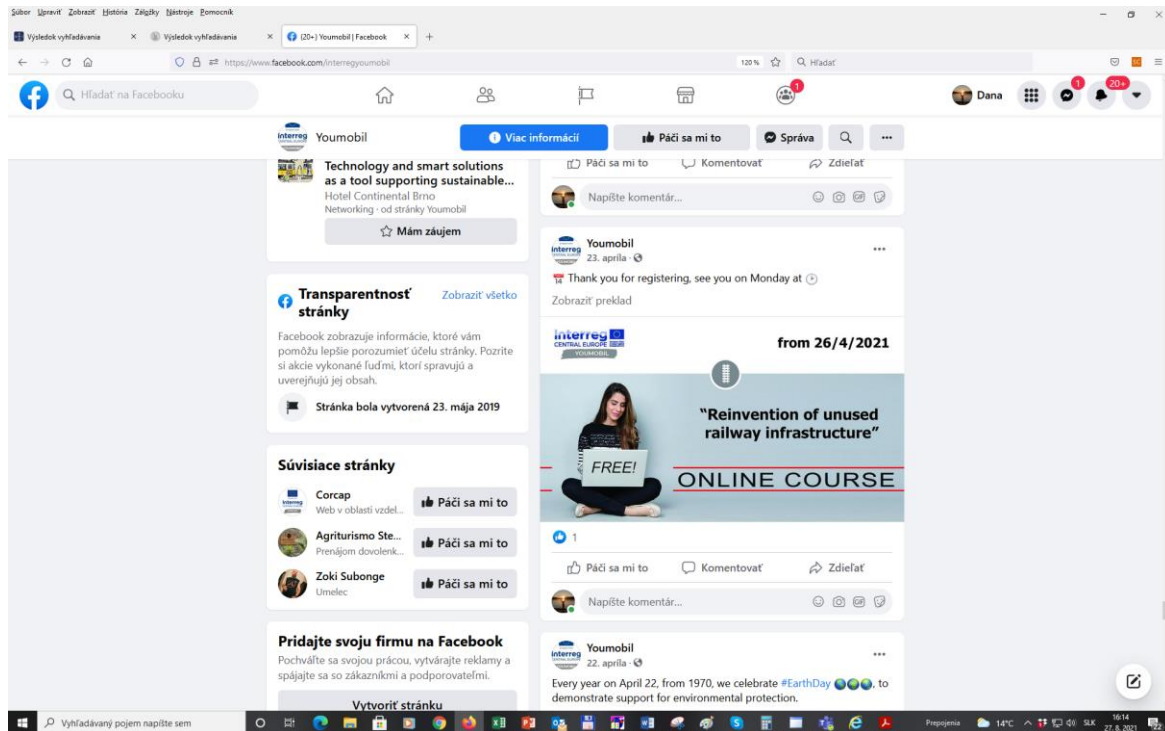


Fig. 12 Course announcement YOUMOBIL project Facebook

## 5. Individual work of students and results

Students from several countries were invited to propose reinvention projects for five partners' sites. During the third day of the course lecturers from UNIZA explained how individual work of students will be organised. All sessions with them were performed via MS teams application (Fig. 13), where they could also find all materials about pilot sites and other supporting materials including tutorial for design software. Students worked individually or in groups. The main aim was to prepare reinvention projects and posters for project partners to share them with infrastructure owners or operators for future development. The ideas for reinvention followed results of local workshops organised by partners with local youth in 2019-2020.

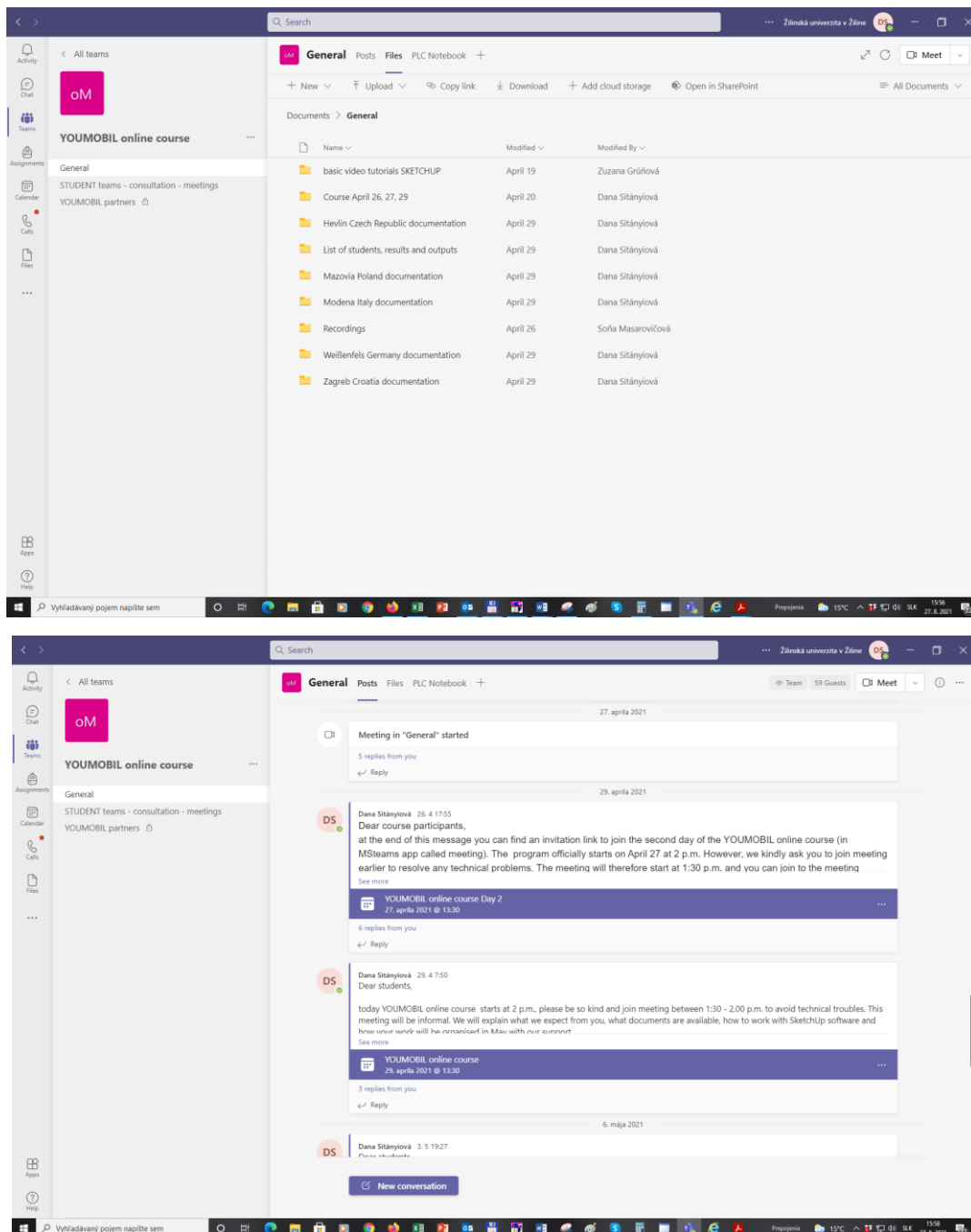
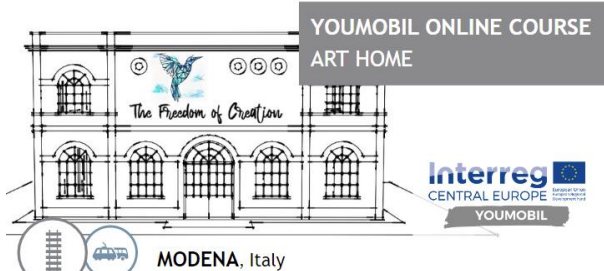


Fig. 13 MS teams app working space

The final results of students' works are posters or ppt presentations as some examples shown in Fig.14




With the contribution of: Omar Kazsal, DE

With the contribution of: Darina Štoberová, SK, Veronika Vnencáková, SK


www.interreg-central.eu/youmobil  
Copyright © 2021 YOUMOBIL project. All rights reserved

Poster PYM - Modena.pdf

# GROUND FLOOR



Music room



Singing room

4 of 9



### YOUMOBIL ONLINE COURSE HEVLÍN STATION



**Original state of the station**  
The original state of the station is desolate. It was repaired in many years and was not serving its original purpose for many years.



**Our idea of changes and revitalization of the station and surroundings**



Our idea was simple - change the interior of the building so it can be used to attract tourists. We changed the entire first ground floor to serve as a cafe with terrace and an ice cream parlor. We also added tables for guests and plans to decorate the walls with pictures of local tradition and the history of the village. The second and underground floor received a minor change with the idea of using the underground floor as storage for the cafe and the second ground floor serving as a museum with an exhibition and a library for pictures. Our final change was the addition of a small playground and a small building with a stage and a band that can be used for presentations and speeches.



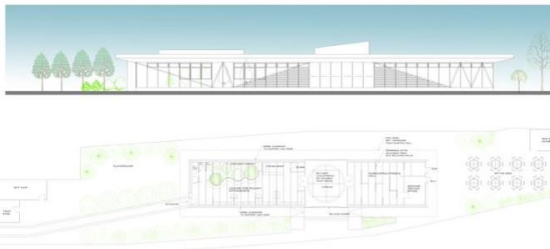
With the contribution of:  
Dominik Jankó, Slovakia  
Patrik Hruška, Slovakia

www.interreg-central.eu/youmobil  
Copyright © 2021 YOUMOBIL project. All rights reserved

### YOUMOBIL ONLINE COURSE MAZOVIA, POLAND

**PROPOSED REVITALISATION**



**PROPOSED NEW PLAN**

With the contribution of:  
MEDHAT WASSEF, DE  
RUSHMITHA MIKKILINEN, DE

www.interreg-central.eu/youmobil  
Copyright © 2021 YOUMOBIL project. All rights reserved

Fig. 14 Examples of posters or ppt presentations

During individual work students brought their own visions for old railway stations. Course was a great time to prepare students for the intellectual challenges they'll face in future study or at the workplace. The course was based on the creative processes of 'thinking and making' to enhance their understanding of architectural and functional design. Participants tackled university level architecture material and developed new skills as they work through a carefully constructed syllabus which combines theory with practical experience. At the same time they prepared material for project partners which can be used in future for real development of partners' sites. Following pictures show some examples of current state of the buildings and pieces of samples of students' projects.



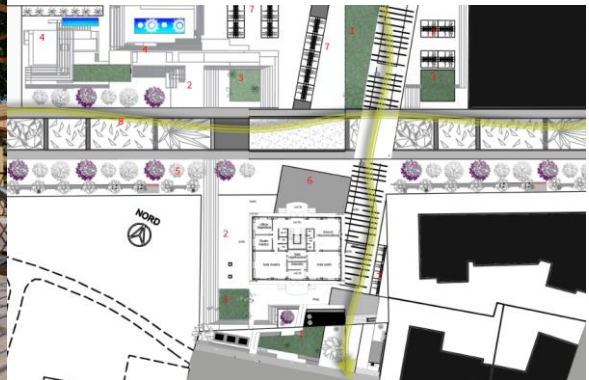


Fig. 15 Modena site - current state, and pieces of reinvention proposals

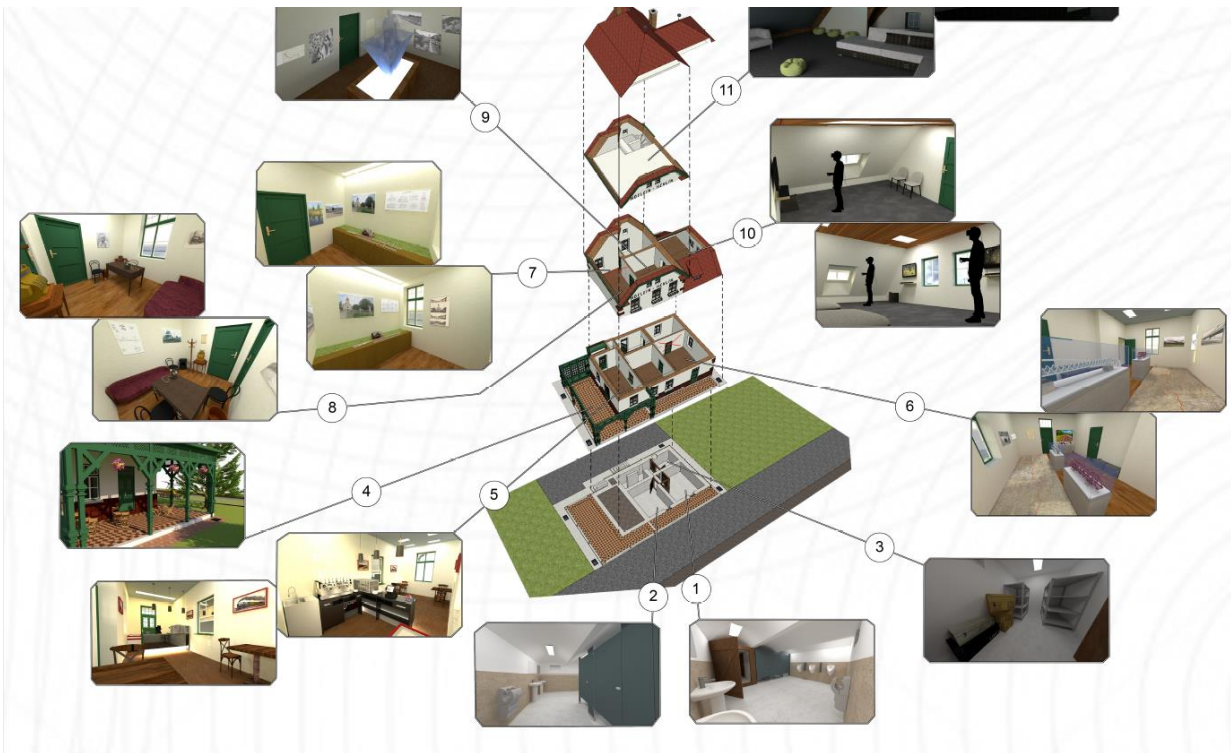



Fig. 16 Hevlín site - current state, and pieces of reinvention proposals





**PROPOSED REVITALISATION**

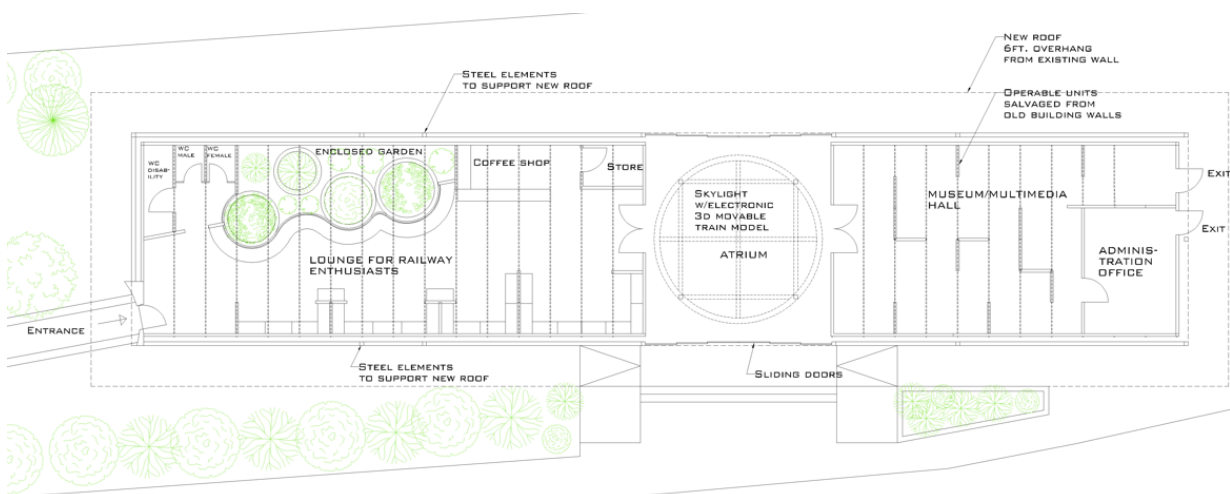


Fig. 17 Mazovia site - current state, and pieces of reinvention proposal



Students who finished their work in time were awarded by certificate (Fig 18).



Fig. 18 Award certificate

Results of students work are available now at project web page together with course materials (Fig. 19). Sessions held on April 26, 27, and 29 are saved in UNIZA archive, other materials are available in MStears.




EVENTS | INTRODUCTION | NEWS | WORK PACKAGES | PILOT STORIES | PARTNERS

PROJECT IN NUMBERS | RESULTS | CONTACT


### PROJECT DOCUMENTS & RESULTS

Check out our results so far. We are working on bringing you more interesting documents.




SMART TRANSPORT SOLUTIONS FOR RURAL AREAS TO PROMOTE YOUNG PEOPLE'S ACCESS TO TRANSPORT NETWORKS

- Study paper "Smart transport concepts for rural areas" (pdf 4.9 MB)




PROMOTION OF YOUNG PEOPLE'S INITIATIVES TO REINVENT PUBLIC TRANSPORT ACCESS POINTS

- Good practice collection - unused railway infrastructure (pdf 4.3 MB)
- Summer school - Presentations (7z 51.1 MB)
- Summer school - Final revitalization posters (7z 80.4 MB)



COMMUNICATION

- YOUMOBIL Factsheet (pdf 0.8 MB)
- YOUMOBIL project video (pdf 0.1 MB)
- YOUMOBIL poster (pdf 0.2 MB)



PRESS

CONTACTS

Fig. 19 Posters available on YOUMOBIL project web page together with course materials and best practice documentation